



*Autism Awareness*


**Visual  
Schedule  
Freebie**

Miss B's Special Education Classroom

# Daily Schedule

To Do


All Done




Reading Group




Social Studies




Calendar



Snack




Reading




Science




Bathroom



Breakfast




Math Group



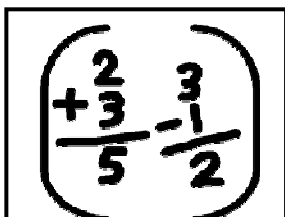
Music




Wash Hands



Free Time




Math




PE




Dry Hands




Choice Time




Writing




Art




Lunch




Break



Writing




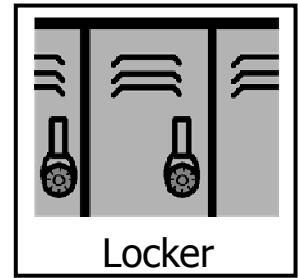

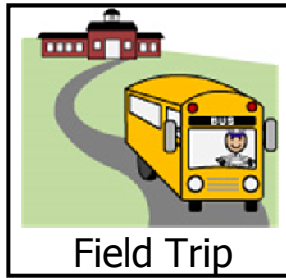

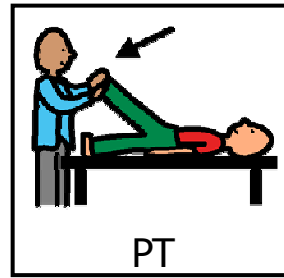




Specials



Lunch





When creating a Picture Schedule for the students in my classroom, I always try to name the pictures using the same language we use in the classroom and vice versa. I also do not like to post the entire schedule for the day on the student's schedule just in case there is a change in the schedule, but also by having a smaller picture schedule, you must be ready to add the pictures when the tasks are completed.

*Autism Awareness*  
**Visual Schedule**  
**Freebie**  
**Thank You!**



Follow Us!



Miss B's Special Education Classroom



Miss Borbon



MissBSpedClass



Miss B's Special Education Classroom